

Nurse Practitioner Student Simulation

» Brenda Cassidy, MSN, CPNP
University of Pittsburgh
Lead Instructor, Pediatric
Nurse Practitioner Program

WISER
Western Institute of Science & Education
SYMPOSIUM
ON NURSING

Differential Diagnosis Course

- ▶ Differential Diagnosis is a 2 credit theory course with a 2 credit clinical companion course
- ▶ NP students have taken core courses including Pathophysiology and Diagnostic Physical Assessment
- ▶ First course with clinical experience
- ▶ Some didactic content is front loaded prior to clinical experiences
- ▶ Students begin experiences in clinical sites with community preceptors

Course Content Course Placement

Rationale for Module Development

- ▶ Practice history taking and interviewing skills
- ▶ Hands on practice with SimBaby
- ▶ Self-evaluation
- ▶ Group feedback
- ▶ Group discussion

Setting

- ▶ Simulation exercise occurs at the Wiser Center
- ▶ It is faculty led and supported by staff from Wiser
- ▶ Pediatric and neonatal nurse practitioner students

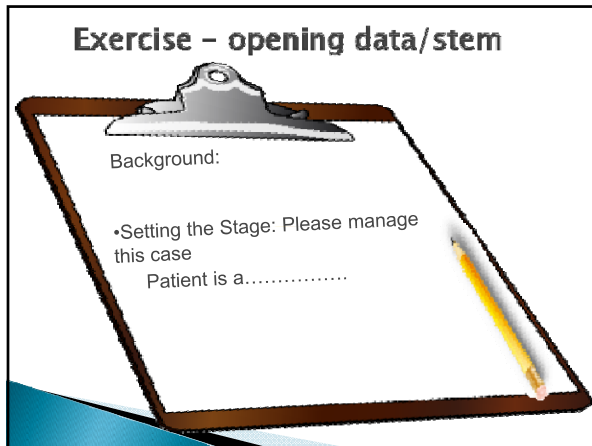
Preparation

- ▶ 4 case scenarios have been developed
- ▶ 2 rooms are setup with SimBaby
- ▶ Instructions for computer settings are prepared for each scenario

Implementation

- ▶ Students break up into pairs and rotate through each of the cases for the morning
- ▶ Support staff are in the control room and video tape each session
- ▶ Group breaks for lunch
- ▶ Afternoon is spent reviewing the video-taped sessions
- ▶ Group discussion about each session occurs

Exercise – opening data/stem





Background:

- Setting the Stage: Please manage this case

Patient is a.....


Student Roles

- ▶ Nurse Practitioner
 - Stem information only
- ▶ Parent
 - Has additional information



History Taking Exercise

- ▶ Elicit significant historical points from mother
- ▶ Include pertinent points
 - HPI
 - ROS
 - PMH
 - FMH
 - SH



Physical Exam

- ▶ Perform focused physical exam
- ▶ Include systems pertinent to chief complaint



Debriefing with Students

- ▶ NP student presents HPI with pertinent history and physical findings to group
- ▶ Group identifies differential diagnoses
- ▶ Group views audio-visual taping of case
- ▶ Group discussion and feedback
 - Interviewing skills
 - Physical exam
 - Diagnostics



Outcomes

- ▶ Practice presentation skills
- ▶ Self-evaluation of H&P skills
- ▶ Group feedback assists students to improve skills
- ▶ Simulation experience allows students to have hands on practice with cases
- ▶ Students build self-confidence
- ▶ Faculty can focus on individualized learning prior to community experience

Exercise – opening data/stem

